

FlexStar® (RT-)PCR Amplification Mix 1.5 – Product information sheet

Product number: FS0011505

For research use only

1. Application

The FlexStar® (RT-)PCR Amplification Mix 1.5 is an enzyme mix, which in combination with FlexStar® (RT-)PCR Detection Mixes allows the real-time PCR based amplification and detection of pathogen specific nucleic acids.

2. Product content

Lid color	Component	Number of tubes	Nominal volume [µl/tube]
Purple	Amplification Mix ¹⁾	8	720

¹⁾ Contains biological material of animal origin

Note: For information on any hazard and precautionary statements that may be associated with reagents, refer to support@altona-diagnostics.com for the safety data sheet.

3. Storage and handling














- The FlexStar® (RT-)PCR Amplification Mix 1.5 is shipped on dry ice. The product components should arrive frozen. If one or more components are not frozen upon receipt, or if tubes have been compromised during shipment, contact altona Diagnostics technical support for assistance.
- All components should be stored at -25 °C to -15 °C upon arrival.
- Repeated thawing and freezing of the Amplification Mix component should be avoided, as this might affect the performance of the product.
- Storage at room temperature (max. +30 °C) should not exceed a period of 2 hours.
- Protect the Amplification Mix component from light.

4. Safety information

- Before first use check the product and its components for completeness with respect to number and filling. A defective or incomplete product should not be used, because performance could be compromised.
- Improper storage conditions may lead to a compromised product performance.
- Product components should not be used beyond the expiration date printed on the component label.
- Improper handling of product components and samples may lead to contamination causing incorrect test results.
 - Vial or bottle caps should not be interchanged as cross-contamination may occur.
 - To minimize the risk of carryover contamination store positive and/or potentially positive material separated from the product components.
 - Use separated working areas for sample preparation/reaction setup and amplification/detection activities.
 - Always wear disposable gloves.
 - PCR plates or tubes should not be opened post amplification to avoid contamination with amplicons.

- The presence of PCR inhibitors (e.g. heparin) may cause false negative or invalid results.
- A lack of centrifugation of the product components after thawing could lead to contamination of the components with reagent residues in the lids and as consequence to a compromised product performance.

5. Symbols

	For research use only
	Batch code
	Content
	Cap color
	Catalogue number
	Number
	Component
	Consult product information sheet
	Contains sufficient for "n" tests/reactions (rxns)
	Temperature limit
	Use-by date
	Manufacturer
	Contains biological material of animal origin

6. Technical assistance

For customer support, contact altona Diagnostics technical support:

e-mail: support@altona-diagnostics.com

phone: +49-(0)40-5480676-0

For research use only (RUO)! Not for use in diagnostic procedures.

© 2021 altona Diagnostics GmbH; all rights reserved.

